



METRO CERAMICS

8-A, National Highway, Lakhdirpur Road,
Morbi 363 642, Gujarat, INDIA.

+91 99744 43264

info@metrowoodentiles.com

www.metrowoodentiles.com



Scan For
More Info

sfumato india pvt. ltd.

Curve Edge Wooden Plank Tiles





Index

01. Introduction
02. Embracing Sustainable Design
03. Replacing Real Wood for a Greener Future
04. Our Vision and Commitment
05. Preserving nature
06. Wood Effect.
07. Exploring the Collection
08. Five Elemental Designs for Different Spaces.
09. Wood Effect with Brass Channel.
10. Wood and White Marble Fusion
11. Wood and Black Marble Fusion
12. Wood with Wood Channel.
13. Sustainability is in focus.
14. Eco-friendly Materials and Processes
15. Crafted for a lasting impact.
16. Timeless Aesthetics and Enduring Strength
17. Advanced Technology meets Artisanal
18. Craftsmanship
19. Why Choose Metro Wooden Planks?
20. Sustainable Flooring with Style and Substance.
21. Partner with Metro.
22. Join Us in Building a Sustainable Future.
23. Let's talk.
24. Connect With Us for Your Next Project.

Introduction

Facilitating A Paradigm Change In

The Social, Economic, And Environmental Dimensions of Sustainable Development

Metro: A Philosophy of Sustainable Creation

Metro is more than simply a brand; it is a concept that holds that every design decision bears responsibility for both the present and the future. The peaceful beauty of each plank tiles conceals a greater story, one in which nature, craftsmanship, and invention intersect. Metro does more than just make flooring; we also provide a meaningful and long-lasting way to engage with the environment.

Our products are created from the earth, formed by humans, and perfected by technology, with each stage reflecting our dedication to sustainability. Metro Wooden and Ceramic Plank tiles embody our belief that genuine design is defined by the legacy we leave behind, which includes beauty, utility, and respect for nature.

Metro is more than just a material; it represents a philosophy of harmony. Harmony between artistic creativity and environmental responsibility. Harmony between innovation and tradition. Metro serves as a reminder that the spaces we design are not separate from the world around us; rather, they are extensions of it, carefully created, beautifully enduring, and leaving a lasting impact on the world we share.

Approx

**23 Lakh
2025**




Square meters of
sustainable wooden
plank tiles in

Replacing Real Wood For Greener Tomorrow.

Metro Wooden Plank Tiles purpose is clear: to provide an eco-friendly alternative to genuine wood that protects the natural beauty of forests while satisfying the needs of modern architecture. With deforestation as a key worldwide issue, we work to create long-term solutions that lessen dependency on natural timber. Our wooden plank collections are created using cutting-edge technology and environmentally friendly materials to replicate the aesthetic appeal and warmth of real wood. By choosing Metro, you not only get high-quality, long-lasting products, but you also make a conscientious decision to conserve the environment for future generations. Together, we can build beautiful environments while protecting the Earth's important resources.

Metro aims to create approximately 23 lakh square meters of sustainable timber boards by 2025. This project will help rescue over 50,000 trees, strengthening our commitment to sustainability and environmental responsibility.

Wood Lovers



Always Strive To Deliver Charm Of Raw Wood & Epic Nature

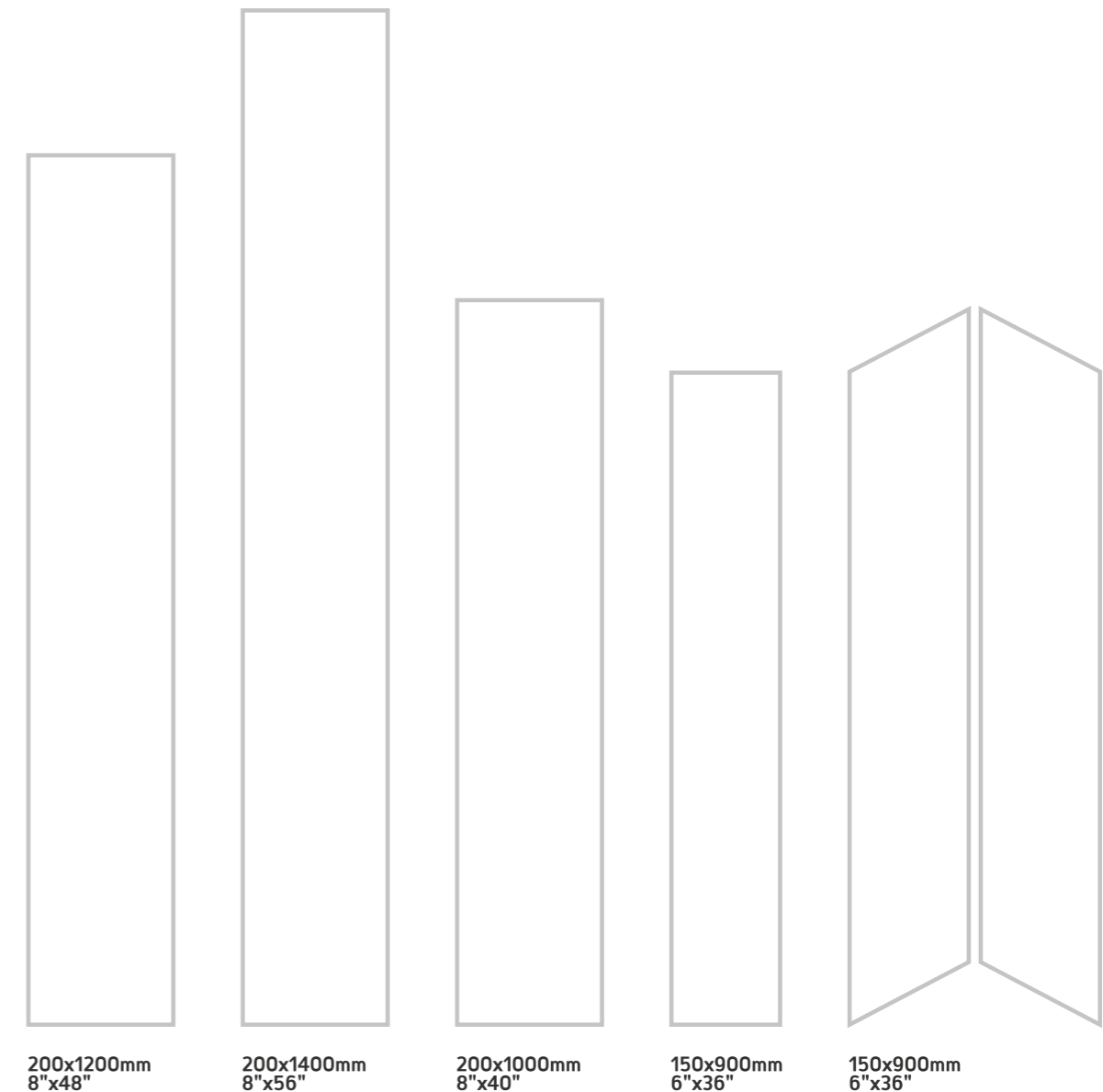
Once, nature's raw beauty was all around us – the earthy scent of wood, the texture of untouched trees, the warmth of organic materials. It evoked a pure sensation of calm and connection. But as we move further into the modern age, we find ourselves distanced from this natural touch, surrounded by artificial elements that lack the essence of nature.

At Metro, we believe in reviving that connection. Our Non-rectified Curve Edge Plank tiles bring the raw, unrefined beauty of wood into your home. With every tile, you experience nature's true essence, bringing authenticity and warmth to modern spaces.

Available Sizes



Diversity is at the core of our surface offerings, with an array of sizes that cater to your distinct needs. Our surfaces are not only available in a range of dimensions but are also equipped with **CURVED EDGES** for enhanced flexibility. Whether you're in search of the compact efficiency of smaller dimensions, the spaciousness of larger surfaces, or the adaptability of custom sizing, we have the ideal fit to complement any project and bring your vision to life.



Chevron
composed of
left and right sides

Our Product Is Our Greatest Accomplishment

Metro Ceramic Plank Tiles are designed to deliver the greatest quality, inspired by a tradition of exceptional craftsmanship. Our ceramic planks are made from excellent raw materials and fired at temperatures beyond 1,200°C, resulting in remarkable strength and durability. Metro's plank tiles are designed to satisfy the changing needs of modern spaces, providing not only aesthetic appeal but also practical quality.

Our ceramic planks do not require any post-installation treatment, are devoid of hazardous chemicals, and emit no volatile organic compounds (VOCs), making them safe for both your home and the environment. Metro Ceramic Plank Tiles have almost no porosity and are resistant to stains, bacteria, mold, and odors, making them a sanitary and long-lasting choice for any room. Metro provides sustainable, high-performance flooring that blends timeless design with cutting-edge innovation.



200x1400mm



Witness the unique selection of planks in this collection that resembles wood in various tones and will brighten any environment. Choose it to surprise everyone.



200x1400mm
COLLECTION

Available Color



NR 142001



NR 142002




NR 142003



NR 142004



NR 142005



NR 142006



NR 142007



NR 142008



NR 142009



NR 142010



NR 142011



NR 142012

200x1200mm



200x1200mm
COLLECTION

Discover the future of flooring: a mix of strength, beauty, and durability. Choose any of these planks to express your personal style.



Biscotti

Castagno

Mocha
Brown

Pine
Wood

Sienna

Provincial

Sand
Dune

Gunstock



200x1000mm



200x1000mm
COLLECTION

The dimension that will properly complement your décor flooring. These multi-colored linear planks invigorate your floors.



Caleste
Greyses

Celeste
Taupe

Flagstaff 3

Flagstaff 4

Flagstaff 5

Belmond
Pearl

Belmond
Mercury

Belmond
Obsidian



DIAMANTE
210x1053mm

DIAMANTE
WOOD 1101



210X1053MM
DIAMANTE
COLLECTION

6 Colors / Colori

Explore a range of shades that resembles various natural wood landscape.



Diamante
Wood 1101




Diamante
Wood 1102



Diamante
Wood 1103




Diamante
Wood 1104



Diamante
Wood 1105



Diamante
Wood 1106



DIAMANTE - A
WOOD



DIAMANTE - B
WOOD+
GOLDEN BORDER



DIAMANTE - C
WOOD+
BLACK MARBLE DECOR




DIAMANTE - D
WOOD+
WHITE MARBLE DECOR



DIAMANTE - E
WOOD+
BLACK BORDER



150x900mm



This dimension contributes to a captivating appearance in your home. Get it for your luxurious home.



150x900mm
IPE_OUT
COLLECTION

150x900mm

We have an extensive range of colors and designs to help you create a unique chevron pattern on your floors. Choose it for your stunning floors.



150x900cm
CHEVRON_WOODEN
COLLECTION

MYSTIC+ COLLECTION



Chevron Composed of
Left and Right Sides




400x900mm

Presenting our new size that brings an elite touch to any ambiance. It is designed to suit the specific needs of architects and their projects.

Different Types of Punches

We offer four new punch that brings depth to your space and ready to enhance your project to the next level. It is made with utmost precision to empower your space.



Available Colors



PRODUCT INFORMATION

Hs Code	69072200
Size	15x90cm, 20x100cm, 20x120cm, 20x140cm, 40x90cm
Material	Ceramic Floor Tiles
Surface Treatment	Glazed Tiles
Tile Type	Floor & Wall
Thickness	9 to 9.5 MM
Water Absorption	6-8% (B (II) b Body)
MOR	280-300 KG/CM2

Witness the most advanced wooden plank tiles that is built with curve edge planks and has natural raw wood look. Cherish the wonderful non rectified nature of plank tiles and make your amazing decor.

Our Vision And Commitment

 **METRO**[®]
ARTE CERAMICA

Preserving Nature

Metro is extremely devoted to preserving nature with each plank we manufacture. In an age where environmental sustainability is more important than ever, we have made it our aim to provide flooring solutions that minimize the environmental footprint. By substituting actual wood with innovative, eco-friendly materials, we help to conserve forests and biodiversity from the devastation caused by deforestation.


ONE

INDIA'S NO. 1

Curve Edge Wooden
Plank Tiles

Sustainability Is In Focus

Metro places sustainability at the heart of all we do. We are committed to reducing our environmental effect through the use of eco-friendly products and energy-efficient manufacturing procedures. Our wooden plank tiles are intended not only to give great quality, but also to encourage responsible living by minimizing dependency on natural wood. By concentrating on sustainability, we ensure that our goods help to make the world a greener place while maintaining style and durability.



Eco-friendly Materials & Processes

Our products are crafted using sustainable materials and environmentally conscious processes. Each step minimizes waste and reduces the ecological impact.

Designed For A Long-lasting Impact.

Our planks are designed to be both durable and beautiful, providing long-term value. They contribute to the design of useful and environmentally friendly spaces.



Timeless Aesthetics, Enduring Strength

Our plank tiles strike an ideal combination between attractive design and exceptional strength. They deliver timeless beauty that can withstand daily wear.



Advanced Technology Meets Artistic Craftsmanship

We mix cutting-edge technology with master craftsmanship to achieve perfection. This synergy produces flooring that is both beautiful and functional.



Site Area
1,45,000m²

New Installations:
Line Continua+Pcr 2120
Pressa Ph8200

Why Architects Choose Metro Wooden Planks Tiles

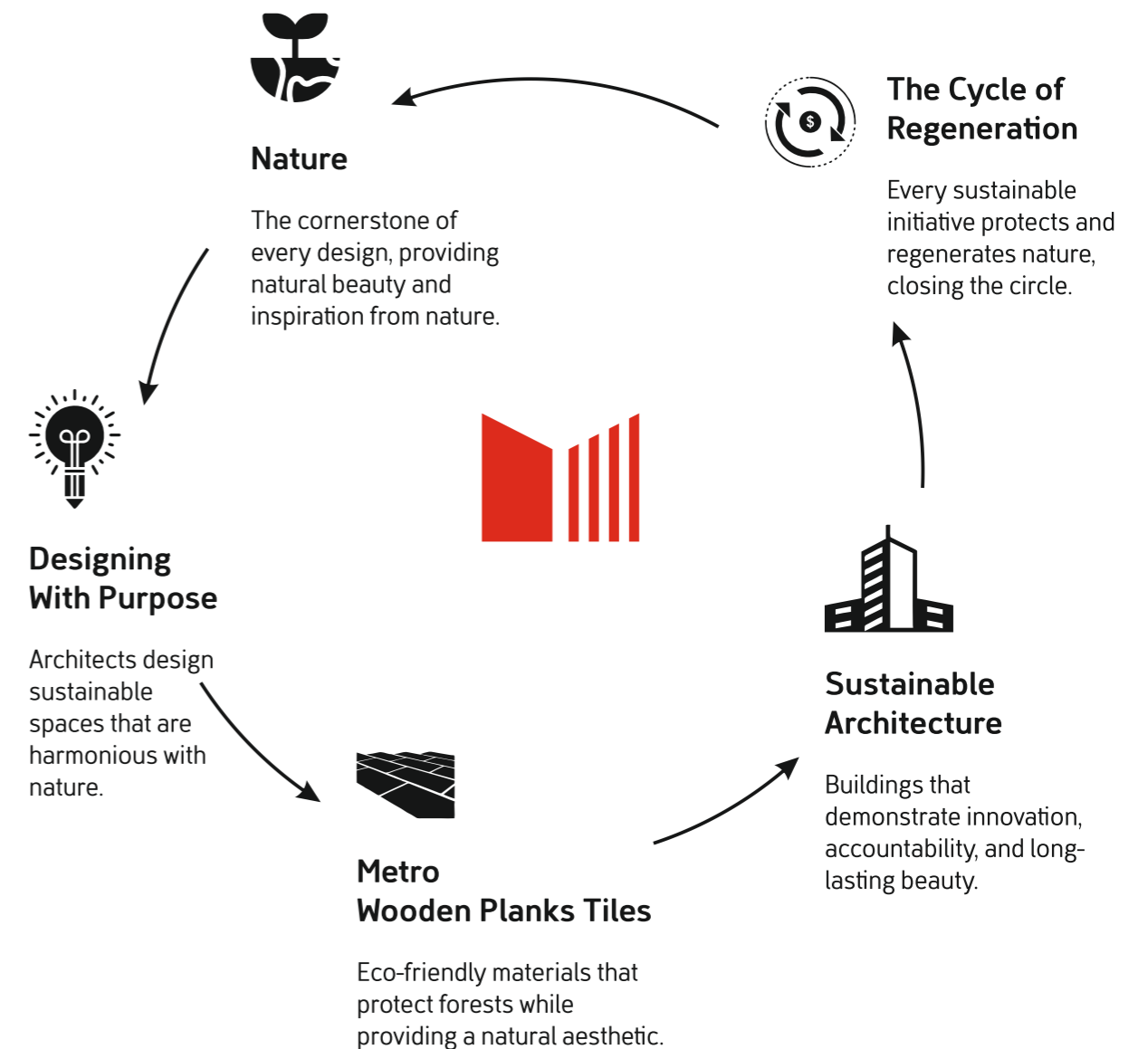


Eco-Friendly Flooring with Design and Impact

For architects, the process of creation is more than just constructing spaces; it is also about shaping experiences and instilling meaning in the fabric of existence. Metro wooden plank tiles align with this deeper idea. They are more than just materials; they are an intentional choice that reflects the architect's responsibility to strike a balance between beauty and sustainability.

Architects that use Metro Wooden Plank Tiles share a vision of design that values nature while uplifting human spaces. Each plank embodies the spirit of natural wood, yet it is designed with the future in mind: sustainable, enduring, and purposeful. Architects see beyond the surface, understanding that their creations are intended not only for today but also for future generations.

The Cycle of Sustainable Design and Nature



Nature inspires architectural design, prompting architects to create environments that are harmonious with their surroundings. Metro Wooden Planks Tiles contributes to this aim by providing eco-friendly products that imitate wood without damaging forests.

These sustainable designs provide structures that are both attractive and responsible, helping to safeguard and regenerate natural resources and thereby complete the sustainability cycle.


LAYING PATTERNS

15x90cm | 6"x36"



Left Side

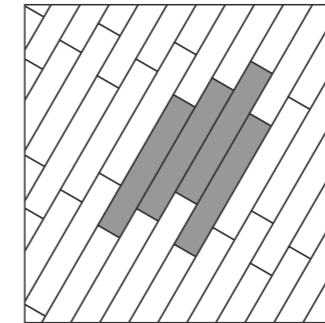
Right Side



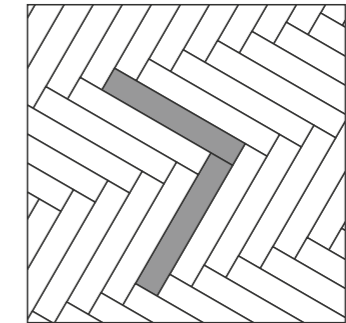
i Minimum grout joint required **2mm**

LAYING PATTERNS

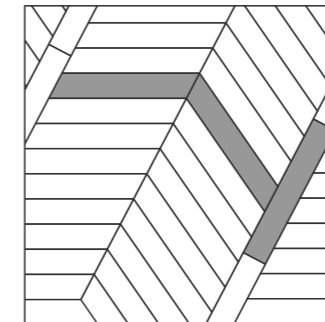
Tiles need the perfect laying method for proper installation.



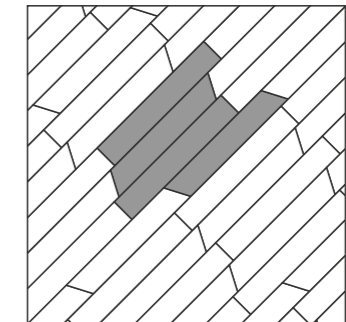
15x90cm / 6"x36"
20x100cm / 8"x40"
20x120cm / 8"x48"
20x140cm / 8"x56"



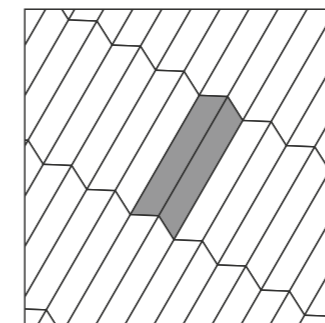
15x90cm / 6"x36"
20x100cm / 8"x40"
20x120cm / 8"x48"
20x140cm / 8"x56"



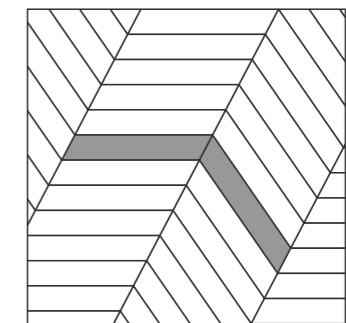
15x90cm / 6"x36" - 12.2%
15x90cm / 6"x36" - 87.8%
(Chevron)



15x90cm / 6"x36" - 50%
15x90cm / 6"x36" - 50%
(Chevron)



15x90cm / 6"x36" - 100%
(Chevron)




15x90cm / 6"x36" - 100%
(Chevron)

i Minimum grout joint required **2mm**

Exhibitions

**We made a name for
Ourselves at expos with our
innovative products.**

We have introduced our next generation wooden plank tiles in exhibition that leave visitors awestruck. Our curved edges truly impressed everyone and even influencers tried to show our innovation to the world. It is a molded non-rectified tiles that gives a true wood look and feel.



Interior Designer And Architect Experienced



Riddhi Khosla
Interior Designer

Metro is a fantastic brand of wooden tiles, and I particularly appreciate their tiles with curved edges that give the appearance of real wood flooring. Their combination of marble and wood looks wonderful as a highlighter in a variety of settings. I strongly suggest these.



Ar. Thomas Joseph TJDC Ltd,
Kochi, Kerala

When I visited the Metro Group's Experience Center, their items stood out as distinct from standard hardwood tiles. They provide a variety of creative goods that are remarkably similar to real wood textures and surfaces. Everyone should visit and try these products since they offer excellent value for money in architectural and interior design needs.



**Ar. Sarthak Imaarat & Design
Studio,** Panipat, Haryana

I've been with Metro for 8 years and am continually delighted with their selection of hardwood tiles. They provide a diverse assortment of designs, textures, and sizes to meet any demand. Also, their new wooden tile concept is rather fantastic.



Ar. Shubham Kumar
SK Design Karnal, Haryana

I'm very pleased to try Metro items. They have fantastic timber designs, and I am excited to incorporate them into both interior and external spaces in residential and commercial buildings. Metro's hardwood tiles are ideal for any project, providing exceptional value for money, quality, and longevity. I strongly suggest these.



Ar. Piyush Gulati

I am using products of Metro Group for a long time. Metro has very good wood finishes and detailed wood grains that actually feel like real wood, even though they are tiles. I highly recommend Metro Group to everyone, especially for the new marble and stone fusion they have introduced.

Our Experience Center

Our experience center is more than just a showroom; it's an immersive experience that invites you to discover the creativity and innovation that power our sustainable flooring solutions. Here, you can see firsthand the elegance and versatility of Metro Wooden and Ceramic Planks, which are meticulously designed to change interiors with both beauty and function.



Partner With Metro:



Join Us In Creating A Sustainable Future.

Metro believes that the future is something we build together, rather than something we inherit. We encourage you to join us on our adventure to create a society in where sustainability, innovation, and beauty coexist harmoniously. As we create timeless and environmentally responsible products, we seek partners who share our aim of creating inspiring and long-lasting settings.

Partnering with Metro means committing to quality, integrity, and sustainable practices that will have a long-term impact on the planet. Together, we can create a future in which design and responsibility go hand in hand, leaving lasting legacies.

Let's work together to transform possibilities into realities and change the way we think about design, one sustainable option at a time. Together, we can construct more than simply structures; we can create a future that we are happy to share.

Experience Your self



Metro Wooden Planks delivers great quality and sustainable craftsmanship at a location near you. You have the opportunity to try our products directly at entrepreneurs around India—feel the textures, discover the designs, and see how Metro can alter your interiors with style and responsibility.

Network



Witness The Large Surface Collections

Presenting the next surfaces built with advanced technology. We have 10 collection that cater to different ambiances and different tastes.



Scan QR Near Brochure To Download



 210x1053mm
DIAMANTE
COLLECTION



 150x900mm
NUAVA_ARTE
COLLECTION



 200x1000mm
COLLECTION



 150x900mm
CHEVRON_WOODEN
COLLECTION



 WOODLUX
COLLECTION



 200x1200mm
COLLECTION



 200x1200mm
IPE_OUT
COLLECTION



 150x900mm
HERRINGBONE
COLLECTION



 150x900mm
IPE_OUT
COLLECTION



 200x1400mm
RECTIFIED
COLLECTION



 200x1400mm
MOULD
COLLECTION