



**METRO CERAMICS**

8-A, National Highway, Lakhdirpur Road,  
Morbi 363 642, Gujarat, INDIA.

[metrofloortiles@gmail.com](mailto:metrofloortiles@gmail.com) | +91 99798 43682

[www.metrowoodentiles.com](http://www.metrowoodentiles.com)



# Introducing

fragments of eternity

20X120CM	20X140CM	20X100CM	15X90CM	15X90CM
8"X48"	8"X56"	8"X40"	6"X36"	6"X36"



## A B O U T U S

# UNVEILING THE ESSENCE OF METRO: MAKERS OF UNFORGETTABLE TILE EXPERIENCES

At Metro, we don't just create tiles; we craft experiences that redefine spaces. With a rich legacy of innovation and commitment to design excellence, we have become the go-to destination for those who demand more from their tiles.

Innovation is the heartbeat of Metro. We continuously push the boundaries of tile design, exploring new textures, patterns, and materials. Our dedication to staying at the forefront of the industry ensures that when you choose Metro, you choose the latest trends, cutting-edge technology, and timeless elegance.

As your trusted partner, we understand that the right tiles can transform a house into a home, a commercial space into a statement, and a vision into reality. With Metro, you're not just getting tiles; you're getting a commitment to quality, an embrace of creativity, and a promise of exceptional beauty.



Welcome to Metro, where tiles transcend their function to become the very essence of your unique style and personality.



FEATURES

Surfaces offer boundless personal expression, from serene pastels to vibrant shades. Embrace wood, metallics, and timeless whites for endless inspiration.



Naturel Surfaces



Fire Resistance



Frost Resistance



Water Resistance



Highly UV Resistant




Dimensional Stability



Resistant to Abrasion

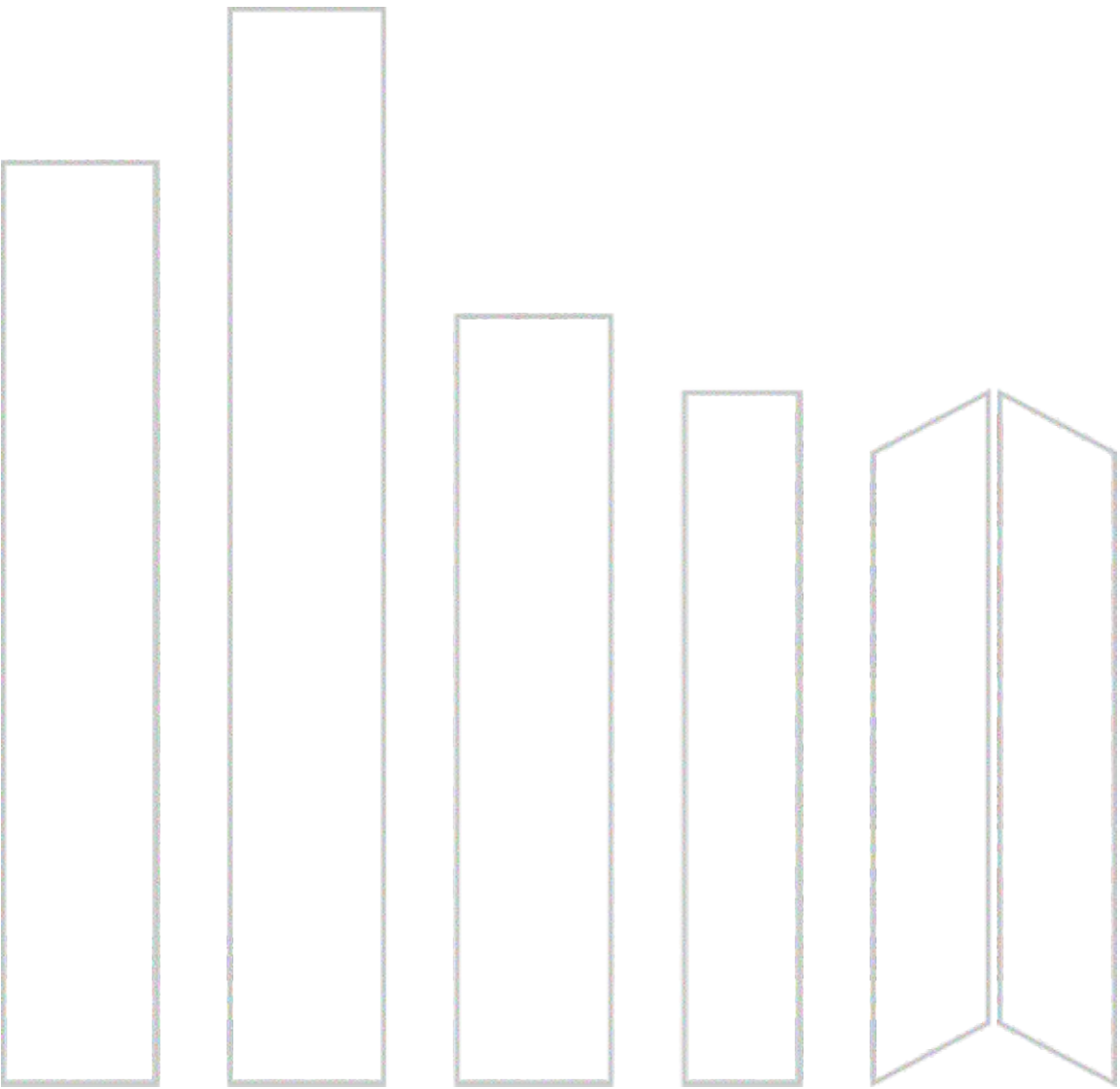


Breking Strenght



AVAILABLE SIZES

Diversity is at the core of our surface offerings, with an array of sizes that cater to your distinct needs. Our surfaces are not only available in a range of dimensions but are also equipped with **MOLDED EDGES** for enhanced flexibility. Whether you're in search of the compact efficiency of smaller dimensions, the spaciousness of larger surfaces, or the adaptability of custom sizing, we have the ideal fit to complement any project and bring your vision to life.



AVAILABLE COLOR

Surfaces offer boundless personal expression, from serene pastels to vibrant shades. Embrace wood, metallics, and timeless whites for endless inspiration.





MADERA  
WALNUT



airports, railway, stations, shopping,  
malls, museums, churches, schools, public,  
offices, libraries, Sports centres, hotels.



20X120CM  
8"X48"  
6 RANDOM  
NAT SQ ± 9MM



20X140CM  
8"X56"  
6 RANDOM  
NAT SQ ± 9MM



20X100CM  
8"X40"  
6 RANDOM  
NAT SQ ± 9MM



15X90CM  
6"X36"  
6 RANDOM  
NAT SQ ± 9MM



15X90CM  
6"X36"  
6 RANDOM  
NAT SQ ± 9MM  
composed of left and right sides

Minimum grout joint required **2mm**

[www.metrowoodentiles.com](http://www.metrowoodentiles.com)







MADERA WALNUT



# MADERA TEAK



20X120CM  
8"X48"  
6 RANDOM  
NAT SQ  $\pm$  9MM



20X140CM  
8"X56"  
6 RANDOM  
NAT SQ  $\pm$  9MM



20X100CM  
8"X40"  
6 RANDOM  
NAT SQ  $\pm$  9MM




15X90CM  
6"X36"  
6 RANDOM  
NAT SQ  $\pm$  9MM



15X90CM  
6"X36"  
6 RANDOM  
NAT SQ  $\pm$  9MM  
composed of left and right sides

airports, railway, stations, shopping,  
malls, museums, churches, schools, public,  
offices, libraries, Sports centres, hotels.



 Minimum grout joint required **2mm**

[www.metrowoodentiles.com](http://www.metrowoodentiles.com)







MADERA TEAK



OAKLORE  
NERO



20X120CM  
8"X48"  
6 RANDOM  
NAT SQ  $\varnothing$  9MM



20X140CM  
8"X56"  
6 RANDOM  
NAT SQ  $\varnothing$  9MM



20X100CM  
8"X40"  
6 RANDOM  
NAT SQ  $\varnothing$  9MM



15X90CM  
6"X36"  
6 RANDOM  
NAT SQ  $\varnothing$  9MM



15X90CM  
6"X36"  
6 RANDOM  
NAT SQ  $\varnothing$  9MM  
composed of left and right sides

airports, railway, stations, shopping,  
malls, museums, churches, schools, public,  
offices, libraries, Sports centres, hotels.



Minimum grout joint required **2mm**

[www.metrowoodentiles.com](http://www.metrowoodentiles.com)







OAKLORE NERO



OAKLORE  
TAUPE



airports, railway, stations, shopping,  
malls, museums, churches, schools, public,  
offices, libraries, Sports centres, hotels.



20X120CM  
8"X48"  
6 RANDOM  
NAT SQ  $\pm$  9MM



20X140CM  
8"X56"  
6 RANDOM  
NAT SQ  $\pm$  9MM



20X100CM  
8"X40"  
6 RANDOM  
NAT SQ  $\pm$  9MM



15X90CM  
6"X36"  
6 RANDOM  
NAT SQ  $\pm$  9MM



15X90CM  
6"X36"  
6 RANDOM  
NAT SQ  $\pm$  9MM  
composed of left and right sides

Minimum grout joint required **2mm**

[www.metrowoodentiles.com](http://www.metrowoodentiles.com)







OAKLORE TAUPE



OAKLORE  
BEIGE



airports, railway, stations, shopping,  
malls, museums, churches, schools, public,  
offices, libraries, Sports centres, hotels.



20X120CM  
8"X48"  
6 RANDOM  
NAT SQ  $\varnothing$  9MM



20X140CM  
8"X56"  
6 RANDOM  
NAT SQ  $\varnothing$  9MM



20X100CM  
8"X40"  
6 RANDOM  
NAT SQ  $\varnothing$  9MM



15X90CM  
6"X36"  
6 RANDOM  
NAT SQ  $\varnothing$  9MM



15X90CM  
6"X36"  
6 RANDOM  
NAT SQ  $\varnothing$  9MM  
composed of left and right sides

Minimum grout joint required **2mm**

[www.metrowoodentiles.com](http://www.metrowoodentiles.com)







OAKLORE BEIGE



OAKLORE  
GRIGIO



airports, railway, stations, shopping,  
malls, museums, churches, schools, public,  
offices, libraries, Sports centres, hotels.



20X120CM  
8"X48"  
6 RANDOM  
NAT SQ  $\varnothing$  9MM



20X140CM  
8"X56"  
6 RANDOM  
NAT SQ  $\varnothing$  9MM



20X100CM  
8"X40"  
6 RANDOM  
NAT SQ  $\varnothing$  9MM



15X90CM  
6"X36"  
6 RANDOM  
NAT SQ  $\varnothing$  9MM



15X90CM  
6"X36"  
6 RANDOM  
NAT SQ  $\varnothing$  9MM  
composed of left and right sides

Minimum grout joint required **2mm**

[www.metrowoodentiles.com](http://www.metrowoodentiles.com)







OAKLORE GRIGIO



OAKLORE  
CEMENTO



airports, railway, stations, shopping,  
malls, museums, churches, schools, public,  
offices, libraries, Sports centres, hotels.



20X120CM  
8"X48"  
6 RANDOM  
NAT SQ  $\varnothing$  9MM



20X140CM  
8"X56"  
6 RANDOM  
NAT SQ  $\varnothing$  9MM



20X100CM  
8"X40"  
6 RANDOM  
NAT SQ  $\varnothing$  9MM



15X90CM  
6"X36"  
6 RANDOM  
NAT SQ  $\varnothing$  9MM



15X90CM  
6"X36"  
6 RANDOM  
NAT SQ  $\varnothing$  9MM  
composed of left and right sides








OAKLORE CEMENTO



OAKLORE  
BIANCO



airports, railway, stations, shopping,  
malls, museums, churches, schools, public,  
offices, libraries, Sports centres, hotels.



20X120CM  
8"X48"  
6 RANDOM  
NAT SQ  $\pm$  9MM



20X140CM  
8"X56"  
6 RANDOM  
NAT SQ  $\pm$  9MM



20X100CM  
8"X40"  
6 RANDOM  
NAT SQ  $\pm$  9MM



15X90CM  
6"X36"  
6 RANDOM  
NAT SQ  $\pm$  9MM



15X90CM  
6"X36"  
6 RANDOM  
NAT SQ  $\pm$  9MM  
composed of left and right sides

Minimum grout joint required **2mm**

[www.metrowoodentiles.com](http://www.metrowoodentiles.com)








OAKLORE BIANCO




## LAYING PATTERNS

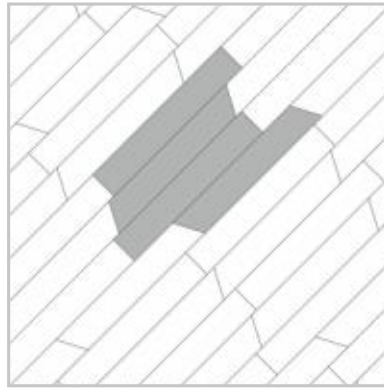
Patterns on surfaces infuse life into design, offering a delightful interplay of texture and visual interest, elevating interiors with their unique charm.




15X90CM / 6"X36"  
20X100CM / 8"X40"  
20X120CM / 8"X48"  
20X140CM / 8"X56"



15X90CM / 6"X36"  
20X100CM / 8"X40"  
20X120CM / 8"X48"  
20X140CM / 8"X56"



**15X90CM / 6"X36" - 50%**  
**15X90CM / 6"X36" - 50% (Chevron)**



**15X90CM / 6"X36" - 100% (Chevron)**



**15X90CM / 6"X36" - 100% (Chevron)**



**15X90CM / 6"X36" - 12.2%**  
**15X90CM / 6"X36" - 87.8% (Chevron)**



Note :