

**I P E
OUT**

|||

A WARM SENSE OF AUTHENTICITY

20x120cm



**I P E
OUT**

|||




I P E
OUT 20x120cm

**HARMONIOUS
COLOUR AND MATERIAL
COMBINATIONS**

IPE OUT surprises with the sense of authenticity it conveys; its naturalness encourages the most diverse textural and colour contaminations. Solid colours, marble effect or stone look: the catalogue offers numerous ideas for original and sophisticated combinations.

IPE OUT sorprende per il senso di autenticità che trasmette, una naturalità che incoraggia le contaminazioni materiche e cromatiche più diverse. Tinte unite, effetto marmo o look pietra: il catalogo offre numerosi spunti per dare vita ad abbinamenti originali e sofisticati.


IPE OUT überrascht durch das Gefühl der Authentizität, das es vermittelt, eine Natürlichkeit, die die unterschiedlichsten Material- und Farbkontaminationen zulässt. Unifarben, Marmor- oder Steinoptik: Der Katalog bietet zahlreiche Ideen für originelle und raffinierte Kombinationen.



ELEGANCE AND NATURALNESS OF A HYPER-REALISTIC EFFECT

IPE OUT is a ceramic collection that restores the visual appeal and textural fullness of stone, wood, one of the most widely used essences in interior design.

Available in four warm and natural shades, the graphic texture blends elegance and naturalness, essentiality and realism.



EAST TEAK

PORCELAIN STONEWARE


**IPE
OUT** 20x120cm



FLOOR EAST TEAK 20x120
→



←
FLOOR IPE OUT NATURE 20x120



**IPE
OUT** 20x120cm



PORCELAIN STONEWARE

IPE OUT NATURE



**IPE
OUT** 20x120cm



→
FLOOR/WALL CONEJO HARDWOODS 20x120

PORCELAIN STONEWARE

CONEJO HARDWOODS



HARDWOOD DEKINA

PORCELAIN STONEWARE

**IPE
OUT** 20x120cm



FLOOR HARDWOOD DEKINA 20x120



IPE OUT GREY

PORCELAIN STONEWARE

**IPE
OUT** 20x120cm



FLOOR IPE OUT GREY 20x120



←
FLOOR **IPE OUT BLACK** 20x120



**IPE
OUT** 20x120cm

|||

PORCELAIN STONEWARE

IPE OUT BLACK



**IPE
OUT** 20x120cm



PORCELAIN STONEWARE

ARELA

→
FLOOR ARELA 20x120



TOKAI ARAUCO

PORCELAIN STONEWARE

**IPE
OUT** 20x120cm



FLOOR TOKAI ARAUCO 20x120




NIQUEL

PORCELAIN STONEWARE

**IPE
OUT** 20x120cm



FLOOR NIQUEL 20x120
→



←
FLOOR GRAFITE 20x120




**IPE
OUT** 20x120cm

|||


PORCELAIN STONEWARE

GRAFITE

EAST TEAK



Groove Tone




 Minimum grout joint required 2mm
Junta minima requerida 2mm

IPE OUT NATURE



Groove Tone



 Minimum grout joint required 2mm
Junta minima requerida 2mm

CONEJO HARDWOODS




Groove Tone




 Minimum grout joint required 2mm
Junta minima requerida 2mm

HARDWOOD DEKINA



Groove Tone



 Minimum grout joint required 2mm
Junta minima requerida 2mm

**IPE
OUT** 20x120cm
Porcelain Tiles / Natural / Matt

PER BOX

Size	Pieces	Sq.ft.	Weight	Box	Sq.mtr.	Total Box	Pallets	Sq.mtr.	Weight
200x1200mm 20x120cm 8"x48"	5	12.91	25 Kgs.	42	50.82	1092	26	1321.32	28 Ton

PER PALLET

PER CONTAINER - 20'FCL

**IPE
OUT** 20x120cm
Porcelain Tiles / Natural / Matt



Slip
Resistant



Water
Resistant



Stain
Proof



Dent
Proof



Scratch
Resistant



Fire
Resistant



Climate
Proof



Simpli
Clean

IPE OUT GREY



Groove Tone



 Minimum grout joint required 2mm
Junta minima requerida 2mm

IPE OUT BLACK



Groove Tone



 Minimum grout joint required 2mm
Junta minima requerida 2mm

ARELA



Groove Tone



 Minimum grout joint required 2mm
Junta minima requerida 2mm

TOKAI ARAUCO



Groove Tone



 Minimum grout joint required 2mm
Junta minima requerida 2mm

**IPE
OUT** 20x120cm

Porcelain Tiles / Natural / Matt

PER BOX

Size	Pieces	Sq.ft.	Weight	Box	Sq.mtr.	Total Box	Pallets	Sq.mtr.	Weight
200x1200mm 20x120cm 8"x48"	5	12.91	25 Kgs.	42	50.82	1092	26	1321.32	28 Ton

PER PALLET

PER CONTAINER - 20'FCL

**IPE
OUT** 20x120cm

Porcelain Tiles / Natural / Matt



Slip
Resistant



Water
Resistant



Stain
Proof



Dent
Proof



Scratch
Resistant



Fire
Resistant




Climate
Proof




Simpli
Clean

NIQUEL



GRAFITE



**IPE
OUT** 20x120cm
Porcelain Tiles / Natural / Matt

PER BOX				PER PALLET		PER CONTAINER - 20'FCL			
Size	Pieces	Sq.ft.	Weight	Box	Sq.mtr.	Total Box	Pallets	Sq.mtr.	Weight
200x1200mm 20x120cm 8"x48"	5	12.91	25 Kgs.	42	50.82	1092	26	1321.32	28 Ton

LAYING INSTRUCTIONS

TILES FIXING INSTRUCTIONS

1. All the tiles must be checked prior to fixing for quality, batch no. and choice.
2. Plaster the surface of the floor to be tiled and allow curing atleast two weeks before tiling.
3. While fixing pick tiles from various boxes alternatively, lay them in the desired patterns and make sure that they give an acceptable blend of colour and design. Please note that shade variation is inherent in manufacturing tiles.
4. For fixing tiles we recommend to use the fixing adhesives or equivalent product for the best result.
5. For fixing tiles in floor using conventional method, we suggest the following laying instruction:
A: use cement and sand mortar in the ratio 1:4. Add water to create a consistent paste.
B: Apply 20-25MM of bedding materials over the floor area of 1.0SQM at a time.
C: Apply a thin coat of the slurry on the back of the tile to ensure proper and full bedding. Press gently for even adherence of the tiles with surface.
Do not use any heavy materials like iron or hammer to press tile.
- 6: For fixing the tools on Dado, we recommend the use of adhesive or equivalent materials.
- 7: Allow 3-4 days of bed curing after laying tiles and later fill the joints with grout.
- 8: We recommend maintaining a joint gap of 1-2mm between the tiles to allow possible thermal expansion at later stage.
- 9: Please note that company will not accept any liability in case of any problems arising out of adherence of above fixing instructions.

DISCLAIMER : reserves the right to delete and amend either totally or partially, any of the colours, shapes, sizes, references and other technical specifications contained in the catalogue at any time. The colours shown in this catalogue are purely illustrative and limited to printing process. Please refer actual samples before final selection. The details of colours, sizes and references should be verified for photography errors. SHADE & SIZE VARIATIONS are inherent characteristics of ceramics. NO COMPLAINTS SHALL BE ENTERTAINED ON TILES ALREADY/FIXED.

NOTES :

- * All technical specifications in this catalogue are for premium grade materials only.
- * SHADE/SIZE VARIATION are inherent characteristics to ceramics. Certain products purposely have variations that are the parts of designs and process. The same have been indicated.
- * It is recommended to blend tiles by mixing tiles from various boxes and check for natural hue before fixing.
- * Company's liability is also limited to the material supplied by the company; no other claim is entertained under any circumstances.
- * No complaints shall be entertained regarding the decoration on tiles.

DISCLAIMER: Wooden Tiles reserves the right to delete & amend either totally or partially, any of the colors, shapes, sizes, references and other technical specifications contained in this catalogue at anytime, the colors shown of tiles in this catalogue are purely illustrative and limited to printing process, please refer actual sample before final selection, the details of sizes, colors, references should be verified for typographical errors.



Tiles Size: 200x1200mm | 20x120cm

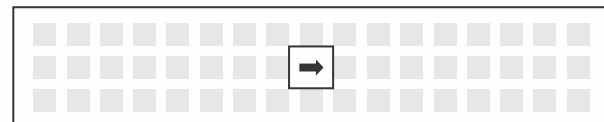


Minimum 4 mm
Unrectified tiles

Minimum 2 mm
Rectified tiles

W : CALIBRE/KALIBRE
S : 1207.0 - 1209.0mm
Y : 1209.0 - 1211.0mm
X : 1211.0 - 1213.0mm
A : 1213.0 - 1215.0mm
V : 1215.0 - 1217.0mm
20 X 120 X 1 cm (GL) (Approx. Mate)
5 pcs. / adet
1.20 m²

TILES MUST BE SETTLED CONSIDERING THE DIRECTION OF THE ARROW (➡) ON THE BACK OF TILE.



1. For better aesthetic value and for long term use, it is strongly recommended to provide 3 mm spacer in between the tiles. Without spacer, harmony of tiles might be disturbed.

2. Make sure that the design, pattern and the arrow marked on the back side of tiles must be in the same direction.

3. Any product from digitile must be installed (laid) in the same format. For the particular series customized size application is not possible.

* THE COMPANY SHALL NOT BEAR ANY LIABILITY FOR THE PROBLEMS OUT OF NON-FULFILLMENT OF LAYING THE INSTRUCTIONS AS ABOVE.

NOTES